

CASE
CONSTRUCTION

THE RANGE



**LA GAMMA / LA GAMME /
LA GAMA / PRODUKTPROGRAMM**

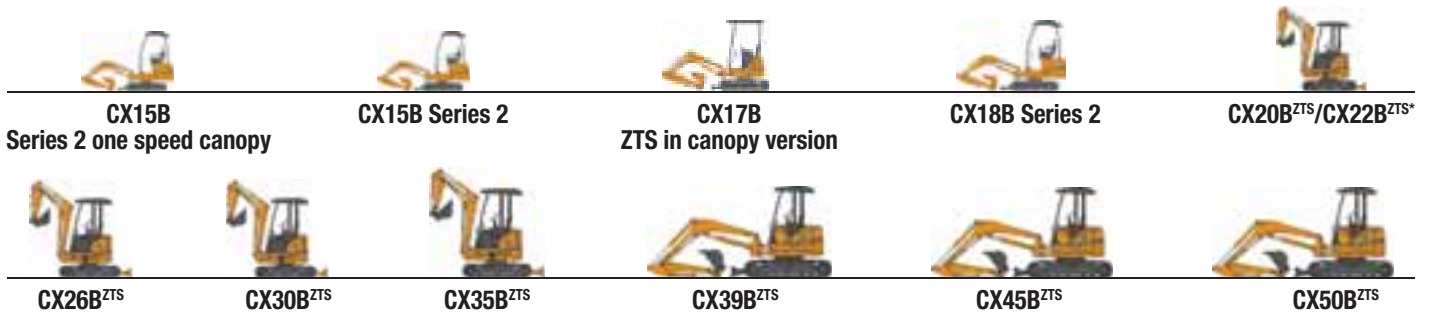
COMPACT LINE





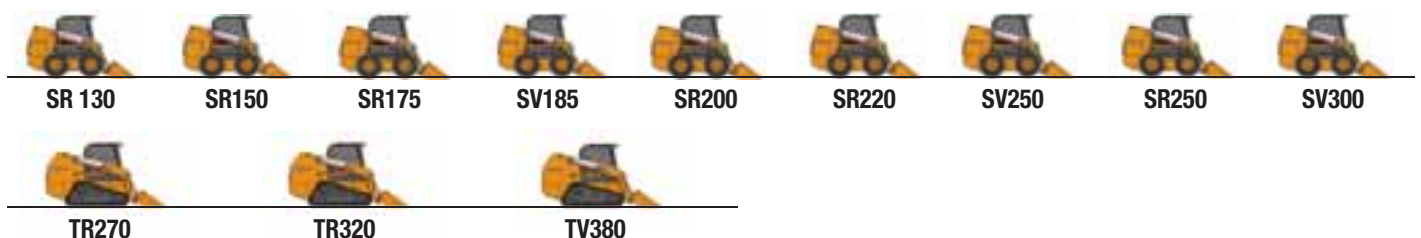


MINI-EXCAVATORS / MINI ESCAVATORI / MINI-PELLES / MINIBAGGER / MINIEXCAVADORAS



* Cab only - ZTS - Solo con cabina - ZTS - Cabine seulement - ZTS - Nur Kabine - ZTS - Sólo cabina - ZTS

SKID STEER LOADERS / PALE COMPATTE / CHARGEUSES COMPACTES / KOMPAKTLADER / MINICARGADORAS



BACKHOE LOADERS / TERNE / CHARGEUSES PELLETEUSES / BAGGERLADER / RETROCARGADORAS



COMPACT WHEEL LOADERS / PALE GOMMATE COMPATTE / PETITES CHARGEUSES SUR PNEUS / KLEINE RADLADER / MIDI CARGADORAS DE NEUMÁTICOS



*Available in high speed version (HS) - Disponibile nella versione high speed (HS) - Disponible en version grande vitesse - Auch als Hochgeschwindigkeitsversion erhältlich - Disponible en versión de alta velocidad

TELESCOPIC HANDLERS / MOVIMENTATORI TELESCOPICI / CHARGEUSES TELESCOPIQUES / TELESKOPLADER / MANIPULADORAS TELESCÓPICAS

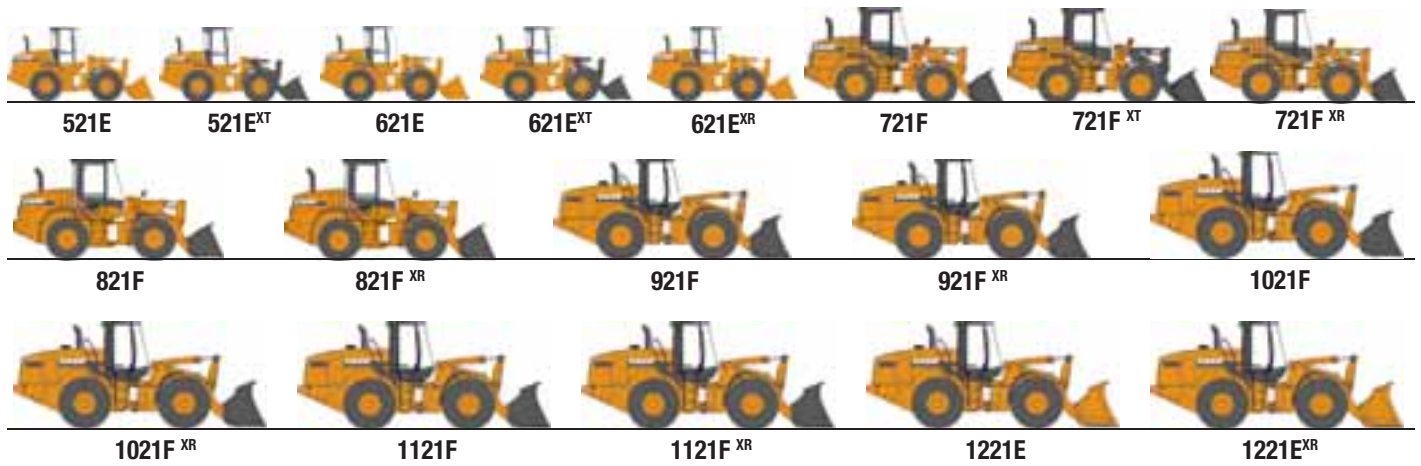


HEAVY LINE





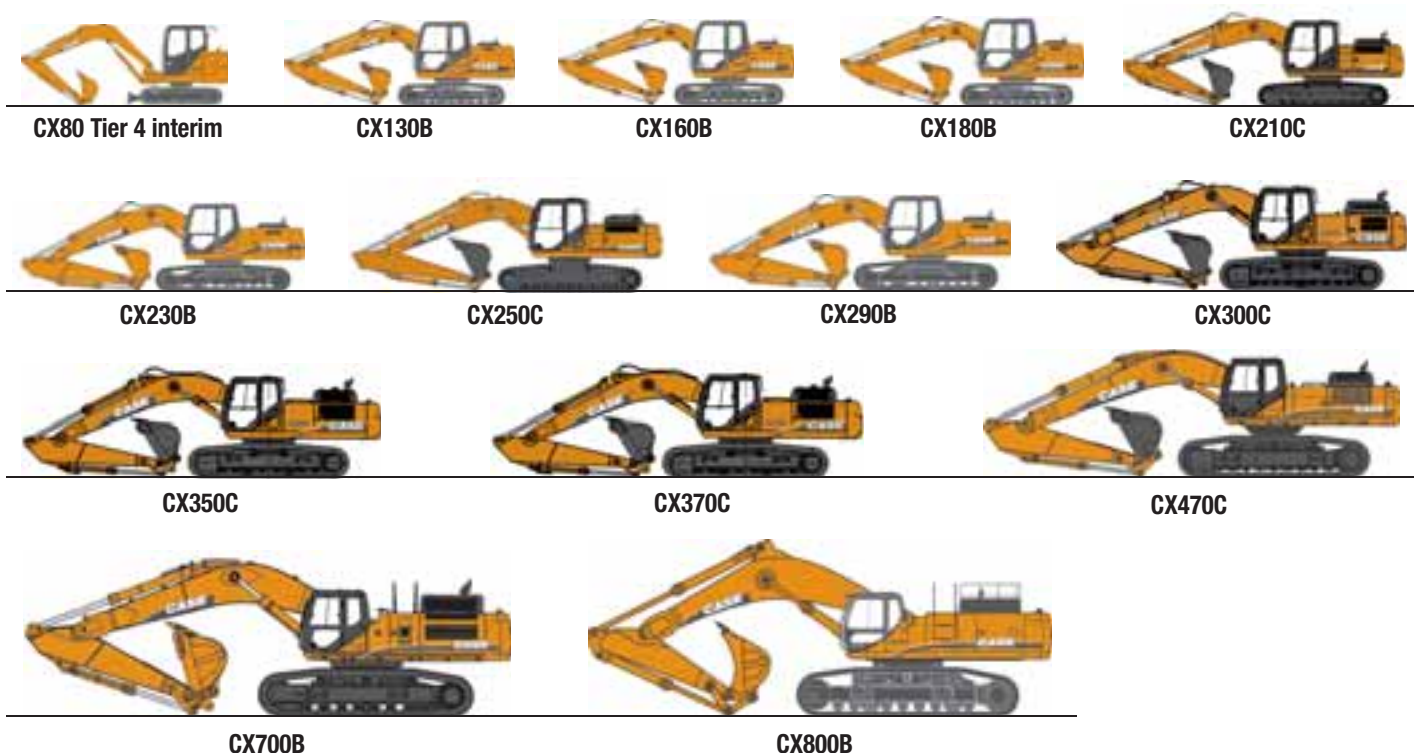
WHEEL LOADERS / PALE GOMMATE / CHARGEUSES SUR PNEUS / RADLADER / CARGADORAS DE NEUMÁTICOS



CRAWLER-EXCAVATORS SR / ESCAVATORI CINGOLATI SR / PELLES SUR CHENILLES SR / RAUPENBAGGER SR / EXCAVADORAS DE CADENAS SR



CRAWLER-EXCAVATORS / ESCAVATORI CINGOLATI / PELLES SUR CHENILLES / RAUPENBAGGER / EXCAVADORAS DE CADENAS



**WHEELED EXCAVATORS / ESCAVATORI GOMMATI / PELLE SUR PNEUS / MOBILBAGGER /
EXCAVADORAS DE RUEDAS**



WX95 Series 2



WX125 Series 2



WX145 Series 2



WX165 Series 2



WX185 Series 2



WX210 Series 2



WX240 Series 2

**SPECIAL APPLICATIONS / ATTREZZATURE SPECIALI / APPLICATIONS CLIENTÈLE / SONDERAUSRÜSTUNGEN /
APLICACIONES ESPECIALES**



CX75 Long Reach



CX130B Long Reach



CX210B/CX250C Long Reach



CX210B/CX240B Scraploader



CX210B/CX240B Material Handling



WX210B Industry



WX240B Industry



CX330 HRD (High Reach Demolition)



CX470B HRD (High Reach Demolition)



CX800B HRD (High Reach Demolition)*



CX700B Mass Excavation



CX800B Mass Excavation

* Customised on request - Allestimento su richiesta - Personnalisé sur demande - Anpassung nach Ihren persönlichen Wünschen auf Anfrage- Puede personalizarse, si se solicita

**CRAWLER DOZERS / BOUTEURS A CHENILLES / APRIPISTA CINGOLATI / PLANIERRAUPEN /
NIVELADORA DE CADENAS**



1150K



1650L

**MINI-EXCAVATORS / Mini escavatori / Mini-pelles / Minibagger /
Miniexcavadoras**





CX15B
Series 2 one speed canopy



CX15B Series 2



CX17B*
ZTS in canopy version



CX18B Series 2



CX20B^{ZTS}**
CX22B^{ZTS}**



CX26B^{ZTS}



CX30B^{ZTS}



CX35B^{ZTS}



CX39B^{ZTS}



CX45B^{ZTS}



CX50B^{ZTS}

ZTS: Zero Tail Swing - Rotazione senza sporgenza - Déport arrière nul - Kein Hecküberstand - Radio de giro sobre las cadenas

* Variable chassis * Chassis variable * Voie variable * Variables Chassis * Chasis de anchura variable

** Canopy only - ZTS ** Solo con canopy - ZTS ** Canopy seulement - ZTS ** Nur Schutzdach - ZTS ** Sólo canopy - ZTS

*** Cab only - ZTS *** Solo con cabina - ZTS *** Cabine seulement - ZTS *** Nur Kabine - ZTS *** Sólo cabina - ZTS

*With rubber tracks - *Con cingoli in gomma - *Avec chenilles en caoutchouc - *Mit Gummiketten - *Con cadenas de goma

	Max weight* Peso max* Poids max* Betriebsgewicht max* Peso max*	Engine type Motore tipo Type de moteur Motor Tipo de motor	Net power Potenza netta Puissance nette Nettoleistung Potencia neta	Max. dig depth Profondità max Profondeur max Grabtiefe max Profundidad max
CX15B Series 2	1480 kg	Mits. L3E-W231KBS	11.3 kW/15 hp	2200/2400 mm
CX17B^{ZTS}	1650 kg	Mits. L3E-W231KBS	11.3 kW/15 hp	2150/2370 mm
CX18B Series 2	1780 kg	Mits. L3E-W231KBS	11.3 kW/15 hp	2200/2400 mm
CX20B^{ZTS}	2100 kg	Yanmar 3TNV82A	17 kW/23 hp	2650 mm
CX22B^{ZTS}	2550 kg	Yanmar 3TNV82A	17 kW/23 hp	2650 mm
CX26B^{ZTS}	2700 kg	Yanmar 3TNV82A	17 kW/23 hp	2650 mm
CX30B^{ZTS}	2870 kg	Yanmar 3TNV88A	17 kW/23 hp	2790 mm
CX35B^{ZTS}	3500 kg	Yanmar 3TNV88A	22 kW/30 hp	3100 mm
CX39B^{ZTS}	3900 kg	Yanmar 4TNV88A	22 kW/30 hp	3350 mm
CX45B^{ZTS}	4540 kg	Yanmar 4TNV88A	32 kW/43 hp	3660 mm
CX50B^{ZTS}	4950 kg	Yanmar 4TNV88A	32 kW/43 hp	3900 mm

**SKID STEER LOADERS / Pale compatte / Chargeuses compactes /
Kompaktlader / Minicargadoras**





COMPACT TRACKED SKID STEER / MINI PALE COMPATTE CINGOLATE / CHARGEUSES COMPACTES RIGIDES / RAUPEN-KOMPAKTLADER / MINICARGADORA COMPACTA DE CADENAS



	Operating weight Peso operativo Poids en ordre de marche Einsatzgewicht Peso en orden de trabajo	Engine type Motore tipo Type de moteur Motor Tipo de motor	Net power Potenza netta Puissance nette Nettleistung Potencia neta	Operating load Carico utile Charge utile Nutzlast Carga operativa
SR130	2270 kg	ISM 420/M3	34 kW/46 hp	590 kg
SR150	2400 kg	ISM 420T/M3	39 kW/52 hp	680 kg
SR175	2812 kg	ISM 422T/M3	45 kW/60 hp	790 kg
SV185	2950 kg	ISM 422T/M3	45 kW/60 hp	840 kg
SR200	3130 kg	Case 432T/M3	55 kW/74 hp	905 kg
SR220	3350 kg	Case 432T/M3	61 kW/82 hp	1000 kg
SV250	3630 kg	Case 432T/M3	61 kW/82 hp	1135 kg
SR250	3490 kg	Case 432T/M3	67 kW/90 hp	1135 kg
SV300	3765 kg	Case 432T/M3	67 kW/90 hp	1360 kg
TR270	3720 kg	Case 432T/M3	55 kW/74 hp	1225 kg
TR320	4355 kg	Case 432T/M3	67 kW/90 hp	1451 kg
TV380	4625 kg	Case 432T/M3	67 kW/90 hp	1723 kg

BACKHOE LOADERS / Terne / Chargeuses pelleuses / Baggerlader / Retrocargadoras





580ST



590ST



695ST

	Maximum weight Peso max Poids max Betriebsgewicht max Peso max	Engine type Motore tipo Type de moteur Motor Tipo de motor	Net power Potenza netta Puissance nette Nettleistung Potencia neta	Loader bucket capacity Capacità benna Capacité godet chargeur Lader Schaufelinhalt Capacidad de la cuchara	Backhoe digging depth Profondità max di scavo Profon. de fouille en rétro Heckbagger Grabtiefe Profund. de excavación
580ST	8050 kg	CNH 445TA/EEA	72 kW/97 hp	1000 l	4.37/5.43 m
590ST	8120 kg	CNH 445TA/EGH	82 kW/110 hp	1000 l	4.67/5.88 m
695ST	8840 kg	CNH 445TA/EGH	82 kW/110 hp	1200 l	4.59/5.81 m

**COMPACT WHEEL LOADERS / Pale gommate compatte /
Petites chargeuses sur pneus / Kleine radlader /
Midi cargadoras de neumáticos**





21E Series 3



121E/121E HS*
Series 3



221E/221E HS*
Series 3



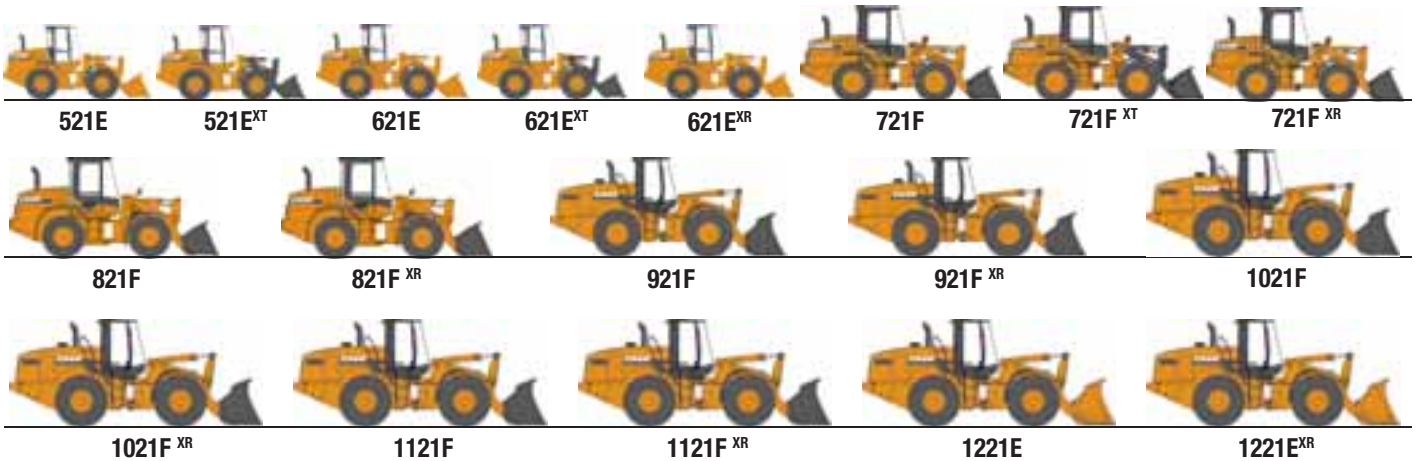
321E/321E HS*
Series 3

*High speed option - *Opzione alta velocità - *High speed option - * Zweite Fahrstufe als optionale Sonderausstattung -
*Opción de alta velocidad

	Maximum weight Peso max Poids max Betriebsgewicht max Peso max	Engine type Motore tipo Type de moteur Motor Tipo de motor	Net power Potenza netta Puissance nette Nettoleistung Potencia neta	Bucket capacity Capacità benne Capacité de godets Schaufelinhalt Capacidad cucharas
21E Series 3	4624 kg	Iveco/3.2 l/turbo	41 kW/54 hp	700/800 l
121E Series 3	4920 kg	Iveco/3.2 l/turbo	48 kW/64 hp	800/900 l
221E Series 3	5418 kg	Iveco/3.2 l/turbo	55 kW/74 hp	900/1000 l
321E Series 3	5771 kg	Iveco/3.2 l/turbo	61 kW/82 hp	1000/1200 l

**WHEEL LOADERS / Pale gommate / Chargeuses sur pneus /
Radlader / Cargadoras de neumáticos**






	Maximum weight Peso max Poids max Betriebsgewicht max Peso max	Engine type Motore tipo Type de moteur Motor Tipo de motor	Net power Potenza netta Puissance nette Nettleistung Potencia neta	Bucket capacity Capacità benne Capacité de godets Schaufelinhalt Capacidad cucharas
521E	10464 kg	CASE 445TA/EGE	106 kW/142 hp	1700/1900 l
521E^{XT}	11906 kg	CASE 445TA/EGE	106 kW/142 hp	1600/1800 l
621E	12431 kg	CASE 667TA/EDB	128 kW/172 hp	1960/2290 l
621E^{XT}	13022 kg	CASE 667TA/EDB	128 kW/172 hp	1960/2400 l
621E^{XR}	12521 kg	CASE 667TA/EDB	128 kW/172 hp	1960/2290 l
721F	14293 kg	F4HFE613Y	133 kW/179 hp	2300/2680 l
721F^{XT/XR}	14667/14667 kg	F4HFE613Y	133 kW/179 hp	2300/2680 l
821F^{/XR}	17633/18015 kg	F4HFE613X	153 kW/206 hp	2630/3390 l
921F^{/XR}	19857/19999 kg	F4HFE6131	168 kW/225 hp	3060/3051 l
1021F^{/XR}	24399/ 25688 kg	F2CFE614C	221 kW/296 hp	3630/3490 l
1121F^{/XR}	27024/27771 kg	F2CFE614B	239 kW/320 hp	4170/4010 l
1221E	30940 kg	Cummins QSM 11	239 kW/320 hp	4800/7000 l
1221E^{XR}	30020 kg	Cummins QSM 11	239 kW/320 hp	4800/7000 l

**TELESCOPIC HANDLERS / Movimentatori telescopici / Chargeuses
telescopiques / Teleskoplader / Manipuladoras telescópicas**





* Narrow stabs. - Stabilizzatori stretti - Stabilisateurs étroits - Schmale Abstützung - Estabilizadores estrechos
 ** No stabs. - Senza stabilizzatori - Sans stabilisateurs - Ohne Abstütungen - Sin estabilizadores
 *** Wide stabs. Man platform compatible - Stabilizzatori larghi. Predisposizione per navicella porta-persone- Stabilisateurs larges. Compatible avec une plate-forme - Breiten Abstütungen. Für Arbeitsplattform vorbereitet - Estabilizadores anchos. Compatible con plataformas tripuladas

	Engine type Motore tipo Type de moteur Motor Tipo de motor	Net power Potenza netta Puissance nette Nettoleistung Potencia neta	Maximum lift height Altezza max sollevamento Hauteur de levage max Maximale Hubhöhe Altura max de elevación	Max lift capacity Capacità sollev. max Capacité de levage max Max Tragfähigkeit Capacidad max de carga	Max. reach Sbraccio max Portée max Reichweite max Alcance max
TX130-33 turbo Tier 3	CNH/4,5 l/ turbo aftercooled	74 kW/99 hp	13.00 m	3300 kg	8.75 m
TX130-40 turbo Tier 3	CNH/4,5 l/ turbo aftercooled	88 kW/118 hp	12.30 m	4000 kg	8.65 m
TX130-45 turbo Tier 3	CNH/4,5 l/ turbo aftercooled	88 kW/118 hp	12.45 m	4500 kg	8.65 m
TX140-45 turbo Tier 3	CNH/4,5 l/ turbo aftercooled	88 kW/118 hp	13.55 m	4500 kg	9.33 m
TX170-45 turbo Tier 3	CNH/4,5 l/ turbo aftercooled	88 kW/118 hp	16.60 m	4500 kg	12.54 m

CRAWLER-EXCAVATORS SR / Escavatori cingolati SR / Pelles sur chenilles SR / Raupenbagger SR / Excavadoras de cadenas SR





CX75SR Tier 4 interim



CX135SR Tier 3



CX225SR Tier 3

	Max weight Peso max Poids max Betriebsgewicht max Peso max	Engine type Motore tipo Type de moteur Motor Tipo de motor	Net power Potenza netta Puissance nette Nettoleistung Potencia neta	Max reach Sbraccio max Portée max Reichweite max Alcance max	Max digging depth Profondità max Profondeur max Grabtiefe max Profundidad max
CX75SR Tier 4 interim	8290 kg	Isuzu AU-4LE2X	40 kW/54 hp	6.90 m	4.54 m
CX135SR	14500 kg	Isuzu AJ-4JJ1X	70.9 kW/95 hp	8.57 m	5.93 m
CX225SR	24400 kg	Isuzu AI-4HK1X	114.4 kW/153 hp	9.91 m	6.70 m

**CRAWLER-EXCAVATORS / Escavatori cingolati / Pelles sur chenilles /
Raupenbagger / Excavadoras de cadenas**





CX80 Tier 4 interim



CX130B



CX160B



CX180B



CX210C



CX230B



CX250C



CX290B



CX300C



CX350C



CX370C



CX470C



CX700B



CX800B

	Max weight Peso max Poids max Betriebsgewicht max Peso max	Engine type Motore tipo Type de moteur Motor Tipo de motor	Net power Potenza netta Puissance nette Nettoleistung Potencia neta	Max reach Sbraccio max Portée max Reichweite max Alcance max	Max dig depth Profondità max Profondeur max Grabtiefe max Profundidad max
CX80 Tier 4 interim	8470 kg	Isuzu AU-4LE2X	39 kW/53 hp	7.40 m	4.59 m
CX130B	14300 kg	Isuzu AJ-4JJ1X	70.9 kW/96 hp	8.31 m	5.54 m
CX160B	16700 kg	Isuzu AI-4JJ1X	89.2 kW/120 hp	9.38 m	6.47 m
CX180B	17900 kg	Isuzu AI-4JJ1X	89.2 kW/120 hp	9.38 m	6.47 m
CX210B	21300 kg	Isuzu AI-4HK1X	117 kW/157 hp	9.90 m	6.65 m
CX210C	21200 kg	Isuzu AM-4HK1X	119.3 kW/160 hp	9.90 m	6.65 m
CX230B	22700 kg	Isuzu AI-4HK1X	117 kW/157 hp	9.90 m	6.59 m
CX250C	24700 kg	Isuzu AL-4HK1X	132 kW/177 hp	10.79 m	7.42 m
CX290B	29100 kg	Isuzu AH-6HK1XYSS	154 kW/206 hp	11.16 m	7.58 m
CX300C	29400 kg	Isuzu AL-6HK1X	154 kW/206 hp	11.16 m	7.58 m
CX350C	34600 kg	Isuzu AL-6HK1X	198 kW/266 hp	11.90 m	8.14 m
CX370C	36700 kg	Isuzu AL-6HK1X	198 kW/266 hp	11.90 m	8.14 m
CX470C	49300 kg	Isuzu AL-6UZ1X	270 kW/362 hp	11.77 m	7.72 m
CX700B	68900 kg	Isuzu AH-6WG1XYSS	345 kW/463 hp	14.60 m	9.85 m
CX800B	80400 kg	Isuzu AH-6WG1XYSS-02	397 kW/532 hp	16.11 m	10.56 m

WHEELED EXCAVATORS / Escavatori gommati / Pelles sur pneus / Mobilbagger / Excavadoras de ruedas





WX95 Series 2



WX125 Series 2



WX145 Series 2



WX165 Series 2



WX185 Series 2



WX210 Series 2



WX240 Series 2

	Max weight Peso max Poids max Betriebsgewicht max Peso max	Engine type Motore tipo Type de moteur Motor Tipo de motor	Net power Potenza netta Puissance nette Nettoleistung Potencia neta	Max dig depth Profondità max Profondeur max Grabtiefe max Profundidad max	Max reach Sbraccio max Portée max Reichweite max Alcance max
WX95 Series 2	10000 kg	CASE 445TA/MNB	74 kW/99 hp	4.3 m	8.3 m
WX125 Series 2	12600 kg	CASE 445TA/MLL	84 kW/118 hp	4.8 m	9 m
WX145 Series 2	16500 kg	CASE 445TA/MLH	90 kW/121 hp	5.5 m	8.9 m
WX165 Series 2	18500 kg	CASE 667TA/MEC	105 kW/141 hp	6.0 m	9.3 m
WX185 Series 2	20450 kg	CASE 667TA/MEB	118 kW/158 hp	6.0 m	9.6 m
WX210 Series 2	22000 kg	CASE 667TA/MEE	129 kW/173 hp	6.2 m	10 m
WX240 Series 2	23100 kg	CASE 667TA/MEE	129 kW/173 hp	6.4 m	10.2 m

**SPECIAL APPLICATIONS / Attrezzature speciali / Applications clientèle /
Sonderausrüstungen / Aplicaciones especiales**





CX75 Long Reach



CX130B Long Reach



CX210B/CX250C/CX330 Long Reach



CX210B/CX240B Scraploader



CX210B/CX240B Material Handling



WX210B Industry



WX240B Industry



CX330 HRD (High Reach Demolition)



CX470B HRD (High Reach Demolition)



CX800B HRD (High Reach Demolition)*



CX700B Mass Excavation



CX800B Mass Excavation

* Customised on request - Allestimento su richiesta - Personnalisé sur demande - Anpassung nach Ihren persönlichen Wünschen auf Anfrage- Puede personalizarse, si se solicita

Max height
Altezza max
Hauter maxi
Max Arbeitshöhe
Altura max

Max reach
Sbraccio max
Portée max
Max Reichweite
Alcance max

Max dig depth
Profon. max di scavo
Profondeur portée max
Max Grabtiefe
Profundidad máxima

Attachment weight
Peso attrezzatura
Poids de l'équipement
Gewicht Anbauwerkzeug
Peso del equipo

Bucket capacity
Capacità benna
Capacité du godet
Schaufelinhalt
Capacidad cuchara

Demolition

	Max height	Max reach	Max dig depth	Attachment weight	Bucket capacity
CX330 HRD	-	11.1 m	-	2500 kg	-
CX470B HRD	27.17 m	14.24 m	-	3000 kg	-
CX800B HRD*	-	-	-	-	-

Long reach

	Max height	Max reach	Max dig depth	Attachment weight	Bucket capacity
CX75 LR	9.25 m	8.23 m	6.41 m	-	0.19 m ³
CX130B LR	12 m	13. m	10.13 m	-	0.28 m ³
CX240B LR	14 m	18.32 m	14.56 m	-	0.37 m ³
CX250C LR	-	18.32 m	14.56 m	-	0.37 m ³
CX330B LR	15.2 m	21.05 m	16.77 m	-	0.45 m ³

Material handling & Scrap Loading

	Max height	Max reach	Max dig depth	Attachment weight	Bucket capacity
CX210B MH	12.68 m	11.29 m	-	1300 kg	-
CX210B SL	12.84 m	11.57 m	-	1300 kg	-
CX240B MH	12.36 m	11.58 m	-	1760 kg	-
CX240B SL	14.38 m	12.92 m	-	1760 kg	-
WX210 Series 2	13.00 m	12.00 m	4 m	1500 kg	-
WX240 Series 2	13.00 m	12.00 m	4 m	1600 kg	-

Mass excavation

	Max height	Max reach	Max dig depth	Attachment weight	Bucket capacity
CX700B ME	10.88 m	11.60 m	7.08 m	-	4 m ³
CX800B ME	11.76 m	12.31 m	7.03 m	-	5 m ³

**CRAWLER DOZERS / Bouteurs à chenilles / Apripista cingolati /
Planierraupen / Niveladora de cadenas**





1150K
XLT/WT/LGP

1650L
XLT/WT/LGP

	Engine Horsepower Puissance moteur Cavalli motore Motorleistung Potencia del motor	Engine type Type de moteur Motore tipo Motor Tipo de motor	Blade capacity Capacité de la lame Capacità lama Schildfüllung Anchura de la cuchilla	Track on ground Chenilles au sol Lung. cingoli al suolo Tragende Kettenlänge Cadena en el suelo	Operating weight Poids en ordre de marche Peso operativo Einsatzgewicht Peso en orden de trabajo
1150K XLT	88 kW/118 hp	CASE Family IV	2.9 m ³	2.59 m	12636 kg
1150K WT	88 kW/118 hp	CASE Family IV	3.2 m ³	2.59 m	13003 kg
1150K LGP	88 kW/118 hp	CASE Family IV	3.2 m ³	2.59 m	13317 kg
1650L XLT	107 kW/144 hp	CASE Family IV	3.1 m ³	3.00 m	15965 kg
1650L WT	107 kW/144 hp	CASE Family IV	3.1 m ³	3.00 m	16640 kg
1650L LGP	107 kW/144 hp	CASE Family IV	3.2 m ³	3.00 m	17042 kg



The call is free from a land line.
Check in advance with your Mobile
Operator if you will be charged.

NOTE: Standard and optional fittings
can vary according to the demands
and specific regulations of each
country. The illustrations may
include optional rather than standard
fittings - consult your Case dealer.
Furthermore, CNH reserves the right
to modify machine specifications
without incurring any obligation
relating to such changes.



Conforms to directive 98/37/CE

Case Construction Equipment Contact Information

CNH UK Ltd

Unit 4,
Hayfield Lane Business Park,
Field Lane, Auckley,
Doncaster,
DN9 3FL
Tel. 00800-2273-7373
Fax +44 1302 802829

CNH France, S.A.

16-18 Rue des Rochettes
91150 - Morigny-Champigny
FRANCE

CNH Deutschland GmbH

Case Baumaschinen
Benzstr.1-3
D-74076 Heilbronn
Tel.+49.(0)7131.6449-0
Fax +49.(0)7131.6449.181

CNH Maquinaria Spain, S.A.

Av. José Garate, 11
28820 Coslada - Madrid
Teléfono 916603800
Fax 916736363

CNH Italia Spa

Via Plava, 80
10135 TORINO - ITALIA



Test it at the CASE Customer Centre Paris!

www.casece.com

